

Paving Patterns


There are as many paving patterns as there are designers but we recommend the “KISS” guideline.

“Keep it Simple and Stylish”

Here are some popular patterns that have withstood the test of time.




90° Herringbone




Stretcher Bond




Stretcher Bond with
Contrasting Border



45° Stack Bond
with Contrasting
Stretcher Inlay
and Header




45° Herringbone



45° Stretcher Bond




45° Herringbone
with Contrasting
Header




45° Stack Bond
with Contrasting
Triangle-cut Inlay
with Header




Stack Bond




Basketweave




45° Herringbone
with Contrasting
Stretcher Inlay and
Header



Stretcher Bond




45° Stack Bond




Basketweave with
Contrasting Colour




Stretcher Bond
with Contrasting
Stretcher Inlay and
Header



Circular



45° Stack Bond
with Contrasting
Double Diamond
Inlay



45° Stack Bond
with Contrasting
Diamond Inlay